

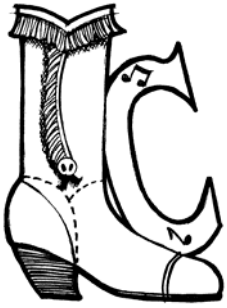
Black Coffee

SONG Black Coffee by Lacy J Dalton
ORIGINAL POSITION Feet together, weight on left foot
CHOREOGRAPHER Helen O'Malley

BEATS STEPS - 4 Wall Dance

- 4 Kick R fwd twice, triple step in place R, L, R
4 Kick L fwd twice, triple step in place L, R, L
- 4 Point R toe fwd, pivot 1/8 turn L, point R toe fwd, pivot 1/8 turn L
- 4 Step fwd R, rock back onto L, turning 1/2 turn R shuffle R, L, R
4 Step fwd L, rock back onto R, turning 1/2 turn L shuffle L, R, L
- 1&2 Touch R heel fwd, step R beside L, touch L heel fwd
&3,4 Step L beside R, touch R heel fwd, clap hands
- 4 Shimmying shoulders step R to R side for 2 counts, step L beside R, hold
4 Repeat previous 4 counts
- 4 Step L to L side, cross R behind L, step L to L side, scuff R
- 4 Step R to R side, hold clicking fingers shoulder height
Cross L behind R, hold clicking fingers behind hips
4 Step R to R side, hold clicking fingers shoulder height
Cross L over R, hold clicking fingers behind hips
- 4 Step fwd R, pivot 1/2 turn L, step fwd R, pivot 1/2 turn L

48



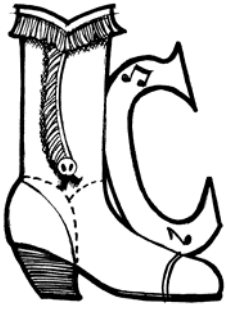
Heart Like A Wheel

SONG Back In Your Arms Again by Lorrie Morgan
ORIGINAL POSITION Feet together, weight on right foot
CHOREOGRAPHER Max Perry, Florence, Kentucky

BEATS STEPS - 4 Wall Dance

| | |
|------|---|
| 1,2 | Step fwd L, rock onto R |
| 3&4 | Step back L, step R beside L, step fwd L (coaster step) |
| 5,6 | Step fwd R, rock onto L |
| 7&8 | Step back R, step L beside R, step fwd R (coaster step) |
| 1,2 | Step L to L side, rock onto R |
| 3&4 | Triple step in place L, R, L |
| 5,6 | Step R to R side, rock onto L |
| 7&8 | Triple step in place R, L, R |
| 4 | Step L to L side, cross R behind L, turning a full turn L step L, R |
| 4 | Shuffle L - L, R, L, step back R, rock onto L |
| 4 | Step R to R side, cross L behind R, turning a full turn R step R, L |
| 4 | Shuffle R - R, L, R, step back L, rock onto R |
| 1,2& | Step L to L side, hold & clap, step R beside L |
| 3,4& | Step L to L side, hold & clap, step R beside L |
| 4 | Turning 1/4 turn L step fwd L, step fwd R, pivot 1/2 turn L, stomp R beside L |

40

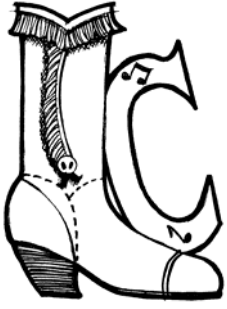


I Walk The Line

SONG I Walk The Line by Rodney Crowell & Johnny Cash
ALBUM Houston Kid
ORIGINAL POSITION Feet together, weight on left foot
CHOREOGRAPHER Ree Patterson, Brisbane, Aust

BEATS STEPS - 4 Wall Dance

- 4 Step fwd R, lock L behind R, step fwd R, hold
4 Step fwd L, lock R behind L, step fwd L, hold
- 4 Step fwd R, rock onto L, step back R, hold
- 4 Step back L, lock R across in front of L, step back L, hold
4 Step back R, lock L across in front of R, step back R, hold
- 4 Step back L, step back R, step fwd L, hold
- 4 Step fwd R, pivot ½ turn L, step fwd R, hold
4 Step fwd L, pivot ½ turn R, step fwd L, hold
- 4 Step fwd R, pivot ¼ turn L, step fwd R, hold
4 Step L to L side, rock onto R, cross L over R, hold
- 4 Touch R toe to R side, hold, touch R heel to R side, hold
4 Twist L heel R touching R toe to R side, twist L toe R touching R heel to R side
Repeat previous 2 counts (Dwight swivels)
- 4 Step R to R side, rock onto L, cross R over L, hold
4 Step L to L side, rock onto R, cross L over R, hold
- 4 Sweep R toe in an arc to touch fwd, hold, sweep R toe in an arc to step back, hold
4 Sweep L toe in an arc to touch back, hold, sweep L toe in an arc to step fwd, hold
- 4 Step fwd R heel, drop onto toe, step fwd L heel, drop onto toe
4 Repeat previous 4 counts (heel struts)



Midnight Waltz

SONG

Children by The Mavericks

ORIGINAL POSITION

Feet together, weight on right foot

CHOREOGRAPHER

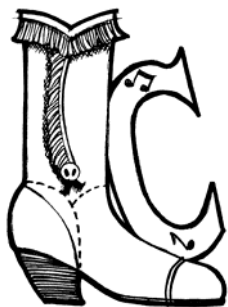
Jo Thompson, Nashville USA

BEATS

STEPS - 4 Wall Dance

- 3 Cross L over R, step R to R side, rock onto L
3 Cross R over L, step fwd L, pivot 1/2 turn R stepping onto R
- 6 Repeat previous 6 counts
- 3 Cross L over R, step R to R side, rock onto L
3 Cross R over L, step L to L side, rock onto R
- 3 Cross L over R, step R to R side, rock onto L
3 Cross R over L, step L to L side, cross R behind R
- 3 Step L to L side, slide R to beside L, hold
3 Step R to R side, slide L to beside R, hold
- 3 Step fwd L, kick R fwd, hold
3 Step back R, turning 1/2 turn L step slightly fwd L, step R beside L
- 6 Repeat previous 6 counts
- 3 Step fwd L, step R beside L, step L beside R
3 Turning 1/4 turn L step back R, step L beside R, step R beside L

48



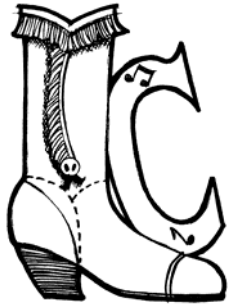
Strait Dancing

SONG I Just Want to Dance with You by George Strait
ORIGINAL POSITION Feet together, weight on left foot
CHOREOGRAPHER Jan Wyllie, Cooyar, Qld

BEATS STEPS - 2 Wall Dance

- 4 Step fwd R, rock back onto L, step slightly backwards on R
 step L across in front of R
- 5,6 Step R to R side, step L behind R
7&8 Shuffle R-R,L,R
- 4 Step fwd L, rock back onto R, step slightly backwards on L
 step R across in front of L
- 5,6 Step L to L side, step R behind L
7&8 Shuffle L-L,R,L
- 4 Step fwd R, pivot 1/2 turn L, step fwd R, rock back onto L
5,6 Making 1/2 turn R step fwd R, rock back onto L
7&8 Step slightly backwards on R, step L beside R, step R across in front of L
- 1,2 Step L to L side, rock back onto R
3&4 Cross L over R, step R to R side, cross L over R (cross-shuffle)
5,6 Making 1/4 turn R step fwd R, hold
&7&8 Step L beside R, step fwd R, step L beside R, step fwd R
- 4 Step L to L side, rock back onto R, step L behind R, hold
4 Step k to R side, rock back onto L, step R behind L, making 1/4 turn L step fwd L
- 4 Step fwd R, pivot 1/4 turn L, step fwd R, pivot 1/4 turn L
4 Step fwd R slightly across in front of L, hold
 Step fwd L slightly across in front of R, hold

48



The Outback

SONG The Outback Club by Lee Kernaghan
ORIGINAL POSITION Feet together, weight on right foot
CHOREOGRAPHER Gordon Elliott, Sydney, Aust

BEATS STEPS - 4 Wall Dance

1&2, 3&4 Shuffle fwd L, R, L, R, L, R
4 Touch L heel fwd, touch L toe back, step fwd L, pivot 1/2 turn R

8 Repeat previous 8 counts

4 Step fwd L, kick R fwd, step back R, touch L toe back
2 Touch L to L side, slap L heel behind with R hand
2 Repeat previous 2 counts

4 Vine L - L, R, L, stomp R beside L
4 Step R to R side, cross L behind R, turning 1/4 turn R step fwd R, stomp L beside R

4 Clap twice, stomp R beside L twice
5&6 Kick R fwd, ball-change R, L
7&8 Repeat previous 2 counts

2 Touch R to R side, slap R heel behind with L hand
2 Repeat previous 2 counts
4 Touch R to R side, turning 1/2 turn L hitch R, step R beside L, clap

48



Ambush

SONG Ambush by Craig Giles
ALBUM Ambush
ORIGINAL POSITION Feet together, weight on left foot
CHOREOGRAPHER Lorraine Deering, Liverpool, Aust

BEATS STEPS - 4 Wall Dance

4 Step R to R side & shimmy shoulders for 2 counts, step L beside R, hold & clap
4 Repeat previous 4 counts

4 Step L to L side, cross R behind L, step L to L side, scuff R fwd
5&6 Step fwd R, lock L behind R, step fwd R
7&8 Step fwd L, lock R behind L, step fwd L

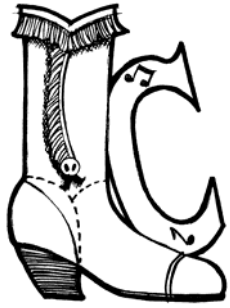
1,2 Step fwd R, rock onto L
3&4 Turning a full turn R triple step in place R, L, R
5,6 Step fwd L, rock onto L
7&8 Turning a full turn L triple step in place L, R, L

4 Step fwd R, touch L toe to L side, step fwd L, touch R toe to R side
4 Cross R over L, step back L, turning 1/4 turn R step R to R side, step L beside R

*** At the end of the 1st, 3rd & 5th sequences dance the following 4 counts then restart

4 Step fwd R, rock onto L, step back R, rock onto L

32



Girls Night Out

SONG Girl's Night Out by Gina Jefferies
ORIGINAL POSITION Feet together, weight on left foot
CHOREOGRAPHER Terry Hogan, Brisbane, Aust

BEATS STEPS - 2 Wall Dance

- 4 Kick R fwd, step back R, turning 1/4 turn L rock onto L, step R to R side
4 Turning 1/4 turn R push onto L, step R beside L, turning 1/4 turn R step L fwd,
step R beside L
- 4 Vine L - L, R, L, touch R beside L (option- turn a full turn over R shoulder instead of vine)
4 Step R to R side, step L beside R, step R to R side, touch L beside R
- 4 Step fwd L, pivot 1/2 turn R, step fwd L, hold
4 Step fwd R, pivot 1/2 turn L, step fwd R, hold
- 4 Step fwd L, pivot 1/2 turn R, step fwd L, hold
4 Step fwd R at 45 deg R bumping hips R, L, R, hold
- 4 Step fwd L at 45 deg L bumping hips L, R, L, hold
4 Step fwd R at 45 deg R bumping hips R, L, R, hold
- 3 Cross L over R, step R to R side, rock onto L
3 Cross R over L, step L to L side, rock onto R
2 Cross R over L, step L beside R
- 4 On the balls of both feet turn 1/4 turn L, kick L fwd, step L beside R, touch R beside L
4 Step fwd R at 45 deg R, step L beside R, step fwd R at 45 deg, touch L beside R
- 4 Step fwd L at 45 deg L, step R beside L, step fwd L at 45 deg, touch R beside L
4 Step fwd R at 45 deg R, step L beside R, raise and lower heels twice

64