

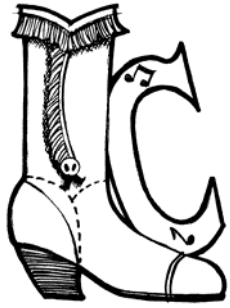
Smokey Places

SONG Smokey Places by Ronnie McDowell
ORIGINAL POSITION Feet together, weight on right foot
CHOREOGRAPHER Michelle Perron, USA

BEATS STEPS - 4 Wall Dance

- | | |
|---|---|
| 4 | Step L to L side, step R beside L, step fwd L, hold |
| 4 | Step R to R side, step L beside R, step back R, hold |
| 4 | Step L to L side, step R beside L, step L to L side, hold |
| 4 | Cross R behind L, step L to L side, cross R over L, touch L toe to L side |
| 4 | Cross L behind R, touch R toe to R side, step fwd R, touch L toe behind R |
| 4 | Step back L, turning $\frac{1}{2}$ turn R step onto R, step fwd L, touch R toe behind L |
| 4 | Step back R, turning $\frac{1}{2}$ turn L step onto L, step fwd R, touch L toe behind R |
| 4 | Step back L, turning $\frac{1}{4}$ turn R step R to R side, step L beside R, step R to R side |

32



Senorita Sway

SONG

Dance the Night Away by The Mavericks

ORIGINAL POSITION

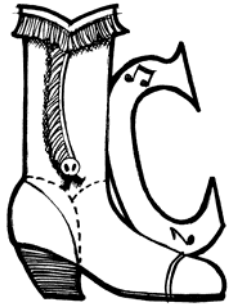
Feet together, weight on right foot

CHOREOGRAPHER

Michele Perron, Lions Bay, BC

BEATS STEPS - 2 Wall Dance

- 4 Step L to L side, kick R fwd diagonally L, step R to R side, touch L beside R
4 Repeat previous 4 counts
- 4 Step L to L side, step R beside L, step L to L side, touch R beside L
4 Step R to R side, touch L beside R, step L to L side, touch R beside L
(Allow hips to sway)
- 4 Step R to R side, kick L fwd diagonally R, step L to L side, touch R beside L
4 Repeat previous 4 counts
- 4 Step R to R side, step L beside R, step R to R side, touch L beside R
4 Step L to L side, touch R beside L, step R to R side, touch L beside R
(Allow hips to sway)
- 4 Step back L diagonally L, step R back across in front of L, step back L diagonally
L, hold and clap hands to L, shoulder height with head tilted to L
- 4 Step back R diagonally R, step L back across in front of R, step back R diagonally
R, hold and clap hands to R, shoulder height with head tilted to R
- 4 Step fwd L, step back R, step back L, hold
4 Step back R, step fwd L, step fwd R, hold
- 4 Turning $\frac{1}{4}$ turn R step fwd L, step back R, step back L, hold
4 Step back R, step fwd L, step fwd R, hold
- 4 Turning $\frac{1}{4}$ turn R, step fwd L, step back R, step back L, hold
4 Step back R, step fwd L, step fwd R, touch L beside R



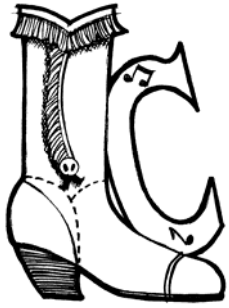
Rock Around The Clock

SONG Rock Around The Clock by Bill Haley and The Comets
ORIGINAL POSITION Feet together, weight on left foot
CHOREOGRAPHER Unknown

BEATS STEPS - 4 Wall Dance

- 4 Touch R toe to R side, touch R toe beside L, touch R toe to R side, hold
4 Cross R behind L, step L to L side, cross R over L, hold
- 4 Touch L toe to L side, touch L toe beside R, touch L toe to L side, hold
4 Cross L behind R, step R to R side, cross L over R, hold
- 4 Step fwd R, rock onto L, step back R, hold
4 Step back L, step back R to lock in front of L, step back L, hold
- 4 Step back R, rock onto L, step fwd R, hold
4 Step fwd L, step fwd R to lock behind L, step fwd L, hold
- 4 Touch R toe beside L, with R toe turned out touch R heel beside L, cross R over L, hold
4 Touch L toe beside R, with L toe turned out touch L heel beside R, cross L over R, hold
- 4 Step back R, step L beside R, step fwd R, hold
4 Turning 3/4 turn L step in place L, R, L, hold

48



COWBOY RHYTHM

SONG

Losin' Side Of Me by The Mavericks

ORIGINAL POSITION

Feet together, weight on left foot

CHOREOGRAPHER

Unknown

BEATS

STEPS - 4 Wall Dance

- 4 Stomp R fwd, fan toes out, in, out
- 4 Stomp L fwd, fan toes out, in, out

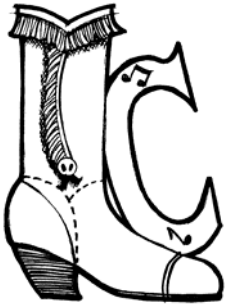
- 4 Stomp R to R side, stomp L to L side
Slap R heel with L hand behind L knee, step R to R side
- 4 Slap L heel with R hand behind L knee, step L to L side
Twist heels R and clap, twist heels L and clap

- 4 Step R to R side, step L beside R, fan heels apart, fan heels together (buttermilk)
- 4 Step L to L side, step R beside L, fan heels apart, fan heels together (buttermilk)

- 4 Step back R, touch L beside R and clap, step back L, touch R beside L and clap
- 4 Step back R, touch L beside R and clap, step back L, touch R beside L and clap

- 4 Step R to R side brushing hands back across thighs, cross L behind R brushing hands fwd
across thighs, step R to R side clapping hands, hitch L clicking fingers (vine R – R, L, R, hitch L)
- 4 Step L to L side brushing hands back across thighs, cross R behind L brushing hands fwd
across thighs, step L to L side clapping hands, hitch R clicking fingers (vine L – L, R, L, hitch R)

- 4 Step fwd R, scuff L fwd, step fwd L, scuff R fwd
- 4 Step fwd R, scuff L fwd, step fwd L, turning ¼ turn L scuff R fwd



Tush Push

SONG Perfect Stranger by Southern Pacific
ORIGINAL POSITION Feet together, weight on left foot
CHOREOGRAPHER Unknown

BEATS STEPS - 4 Wall Dance

4 Tap R heel fwd at 45 deg R, touch R beside L, tap R heel fwd at 45 deg R twice
& Step R beside L
4 Tap L heel fwd at 45 deg L, touch L beside R, tap L heel fwd at 45 deg L twice
& Step L beside R

1&2& Tap R heel fwd at 45 deg R, step R beside L, tap L heel fwd at 45 deg L, step L beside R
3,4 Tap R heel fwd at 45 deg R, clap

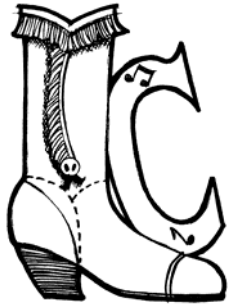
4 Push hips fwd twice, push hips back twice,
4 Push hips fwd, back, fwd, back

4 Shuffle fwd R, L, R, step fwd L, rock onto R
4 Shuffle fwd L, R, L, step fwd R, rock onto L

4 Shuffle fwd R, L, R, step fwd L, pivot ½ turn R
4 Shuffle fwd L, R, L, step fwd R, pivot ½ turn L

4 Step fwd R, pivot ¼ turn L, step R beside L, clap

40



Waltz Across Texas

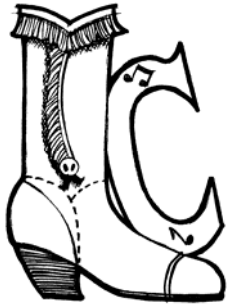
SONG
ALBUM

Dream on Texas Ladies by John Michael Montgomery
Feet together, weight on right foot

BEATS

STEPS - 1 Wall Dance

- | | |
|-----------|--|
| 3 | Cross L over R, step R to R side, rock onto L |
| 3 | Cross R over L, step L to L side, rock onto R |
| 3 | Step fwd L, step R, L in place |
| 3 | Step fwd R, step L, R in place |
| 3 | Step back L, step R, L in place |
| 3 | Step back R, step L, R in place |
| 3 | Turning full turn L step L, R, L |
| 3 | Cross R over L, step L to L side, cross R behind L |
| 3 | Step L to L side, rock R, L |
| 3 | Turning full turn R step R, L, R |
| 3 | Cross L over R, step R to R side, cross L behind R |
| 3 | Step R to R side, rock L, R |
| 3 | Step fwd L, turn ½ turn L and step R, L in place |
| 3 | Step back R, step L, R in place |
| 6 | Repeat previous 6 counts |
| 48 | |



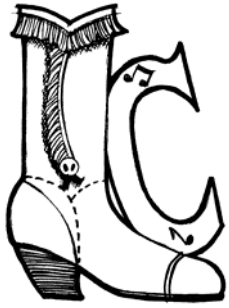
FLY LIKE A BIRD

SONG	Fly like A Bird by Boz Scaggs
ALBUM	Boz Scaggs Some Change
ORIGINAL POSITION	Feet together, weight on right foot
CHOREOGRAPHER	Hedy McAdams. USA

BEATS

STEPS - 2 Wall Dance

- | | |
|-------|--|
| 4 | Step L to L side, rock onto R, turning ¼ turn L rock onto L, hold |
| 4 | Turning ¼ turn L step R to R side, rock onto L, turning ¼ turn R rock onto R |
| 4 | Turning ¼ turn R step L to L side, rock onto R, turning ¼ turn L rock onto L |
| 5 & 6 | Kick R fwd, turning ¼ turn L step onto ball of R, step onto L |
| 7 & 8 | Kick R fwd, step onto ball of R, step onto L (kick, ball-changes) |
| 1, 2 | Cross R over L, unwind ½ turn L |
| 3 & 4 | Cross-shuffle L, R, L |
| 5 & 6 | Turning ¼ turn R shuffle fwd |
| 7, 8 | Turning ¼ turn R step L to L side, turning ½ turn R step R to R side |
| 4 | Bending knees cross L over R, point R toe to R side, cross R over L, unwind ½ turn L |
| 5 & 6 | Cross-shuffle L, R, L |
| 7, 8 | Big step R to R side, slide L towards R keeping weight on R |



JUST A MEMORY

SONG	Memories Are Made Of This by the Dean Brothers
ALBUM	Stuck On You
ORIGINAL POSITION	Feet together, weight on left foot
CHOREOGRAPHERS	John Dean & Maggie Gallagher, UK

BEATS

STEPS - 2 Wall Dance

- | | |
|--------|--|
| 4 | Step R toe to R side, drop onto heel, cross L toe over R, drop onto heel |
| 4 | Shuffle R – R, L, R, step back L, rock onto R |
| 4 | Step L toe to L side, drop onto heel, cross R toe over L, drop onto heel |
| 4 | Shuffle L – L, R, L, step back R, rock onto L |
| 4 | Step fwd R, pivot ½ turn L, step fwd R, hold & clap |
| 4 | Step fwd L, pivot ½ turn R, step fwd L, hold & clap |
| 4 | Step fwd R, L, R, touch L heel fwd |
| 4 | Step back L, R, L, touch R beside L |
| 4 | Touch R toe to R side, fwd, to R side, touch behind L |
| 4 | Vine R – R, L, R, touch L toe beside R |
| 4 | Vine L – L, R, L, turning ¼ turn L hitch R |
| 4 | Stepping R to R side push hips R, L, R, L |
| 4 | Vine R – R, L, R, touch L beside R |
| 4 | Vine L – L, R, L, turning ¼ turn L hitch R |
| 4 | Stepping R to R side push hips R, L, R, L |
| & 5, 6 | Step fwd R at 45 deg R, step fwd L at 45 deg L, clap |
| & 7, 8 | Step back R to centre, step L beside R, clap |
-